

Adopted  
Copy  
12/19/18

# 2019

## OLD BRIDGE TOWNSHIP #3

(Fire District name and number)

# Fire District Budget

[HTTP://WWW.OBFD3.COM](http://www.obfd3.com)

(Fire District Web Address)

Department Of



Community  
Affairs

Division of Local Government Services

**2019 FIRE DISTRICT BUDGET**

**Certification Section**

2019

**OLD BRIDGE TOWNSHIP #3**  
(Fire District Name and Number)

**FIRE DISTRICT BUDGET**


FISCAL YEAR: January 1, 2019 to December 31, 2019

For Division Use Only

**CERTIFICATION OF APPROVED BUDGET**

*It is hereby certified that the approved Budget made a part hereof complies with the requirements of law and the rules and regulations of the Local Finance Board, and approval is given pursuant to N.J.S.A. 40A:5A-11.*

State of New Jersey  
Department of Community Affairs  
Director of the Division of Local Government Services

By:  Date: 11/30/18

**CERTIFICATION OF ADOPTED BUDGET**

*It is hereby certified that the adopted Budget made a part hereof has been compared with the approved Budget previously certified by the Division, and any amendments made thereto. This adopted Budget is certified with respect to such amendments and comparisons only.*

State of New Jersey  
Department of Community Affairs  
Director of the Division of Local Government Services

By: \_\_\_\_\_ Date: \_\_\_\_\_

# 2019 PREPARER'S CERTIFICATION

## OLD BRIDGE TOWNSHIP #3


(Fire District Name and Number)

## FIRE DISTRICT BUDGET

FISCAL YEAR: January 1, 2019 to December 31, 2019

It is hereby certified that the Fire District Budget, including the annual budget and all schedules attached thereto, represents the Board of Commissioners' resolve with respect to statute in that: all estimates of revenues, including the amount to be raised by taxation to support the district budget, are reasonable, accurate and correctly stated; all items of appropriation are properly set forth; and in itemization, form and content, the budget will permit the exercise of the comptroller function within the Fire District.

It is further certified that all proposed budgeted amounts and totals are correct. Also, I hereby provide reasonable assurance that all assertions contained herein are accurate and all required schedules are completed and attached.

|                       |   |             |              |
|-----------------------|---|-------------|--------------|
| Preparer's Signature: | §  |             |              |
| Name:                 | <del>KENNETH TOTTEN</del> GARY FILIK  |             |              |
| Title:                | TREASURER   |             |              |
| Address:              | 913 ENGLISHTOWN ROAD<br>OLD BRIDGE, NJ 08857  |             |              |
| Phone Number:         | 732-723-1124  | Fax Number: | 732-723-9658 |
| E-mail address:       | PMURPHY@OBF3.COM  |             |              |

# 2019 PREPARER'S CERTIFICATION OTHER ASSETS

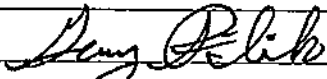
**OLD BRIDGE TOWNSHIP #3**  
(Fire District Name and Number)

## FIRE DISTRICT BUDGET

**FISCAL YEAR: January 1, 2019 to December 31, 2019**

It is hereby certified that operating appropriations, as reported in this annual budget on Page F-3, for the acquisition of Other Assets not included as Capital Outlays are Non-Bondable Assets. The Board of Commissioners has determined that the aforementioned Other Asset appropriation(s) do not meet the criteria for bonding pursuant to the Local Bond Law (N.J.S.A. 40A: 2-1 et. seq.) and more specifically, as it pertains to the expected useful life of the asset, pursuant to N.J.S.A. 40A:2-21.

It is further certified that the Other Asset appropriation(s) as reported herein have been determined not to be Capital Assets pursuant to N.J.S.A. 40A:14-84 and 40A:14-85. Therefore, the election has been made to treat such Other Assets as Operating Appropriations: Current Operating Expenses, pursuant to N.J.S.A. 40A: 14-78.6.

|                       |  |             |              |
|-----------------------|--|-------------|--------------|
| Preparer's Signature: |  |             |              |
| Name:                 | <del>KENNETH TOTTEN</del> GARY FILIK   |             |              |
| Title:                | TREASURER  |             |              |
| Address:              | 913 ENGLISHTOWN ROAD<br>OLD BRIDGE ROAD  |             |              |
| Phone Number:         | 732-723-1124   | Fax Number: | 732-723-9658 |
| E-mail address:       | PMURPHY@OBF3.COM   |             |              |

# 2019 APPROVAL CERTIFICATION

## OLD BRIDGE TOWNSHIP #3


(Fire District Name and Number)

## FIRE DISTRICT BUDGET

FISCAL YEAR: January 1, 2019 to December 31, 2019

It is hereby certified that the Fire District Budget, including all schedules appended hereto, are a true copy of the Annual Budget approved by resolution by the Board of Commissioners of the Fire District, at an open public meeting held pursuant to N.J.A.C. 5:31-2.4, on the 14th day of November, 2018.

It is further certified that the recorded vote appearing in the resolution represents not less than a majority of the full membership of the Board of Commissioners thereof.

|                      |   |             |              |
|----------------------|---|-------------|--------------|
| Officer's Signature: |  |             |              |
| Name:                | BERTUS A SHELTERS IV  |             |              |
| Title:               | CLERK   |             |              |
| Address:             | 913 ENGLISHTOWN ROAD<br>OLD BRIDGE, NJ 08857                                      |             |              |
| Phone Number:        | 732-723-1124  | Fax Number: | 732-723-9658 |
| E-mail address:      | PMURPHY@OBFD3.COM   |             |              |

# FIRE DISTRICT INTERNET WEBSITE CERTIFICATION

|                              |                      |
|------------------------------|----------------------|
| Fire District's Web Address: | HTTP://WWW.OBFD3.COM |
|------------------------------|----------------------|

All fire districts shall maintain either an Internet website or a webpage on the municipality's Internet website. The purpose of the website or webpage shall be to provide increased public access to the Fire District's operations and activities. N.J.S.A. 40A:14-70.2 requires the following items to be included on the Fire District's website at a minimum for public disclosure. Check the boxes below to certify the Fire District's compliance with N.J.S.A. 40A:14-70.2.

- A description of the Fire District's mission and responsibilities
- Commencing with 2013, the budgets for the current fiscal year and immediately two prior years
- The most recent Comprehensive Annual Financial Report (Unaudited) or similar financial information
- Commencing with 2012, the annual audits of the most recent fiscal year and immediately two prior years
- The Fire District's rules, regulations and official policy statements deemed relevant by the commissioners to the interests of the residents within the district
- Notice posted pursuant to the "Open Public Meetings Act" for each meeting of the commissioners, setting forth the time, date, location and agenda of each meeting
- Beginning January 1, 2013, the approved minutes of each meeting of the commissioners including all resolutions of the commissioners and their committees; for at least three consecutive fiscal years
- The name, mailing address, electronic mail address and phone number of every person who exercises day-to-day supervision or management over some or all of the operations of the Fire District
- A list of attorneys, advisors, consultants and any other person, firm, business, partnership, corporation or other organization which received any remuneration of \$17,500 or more during the preceding fiscal year for any service whatsoever rendered to the Fire District, but shall not include volunteers receiving benefits under a Length of Service Award Program (LOSAP).

It is hereby certified by the below authorized representative of the Fire District that the Fire District's website or webpage as identified above complies with the minimum statutory requirements of N.J.S.A. 40A:14-70.2 as listed above. A check in each of the above boxes signifies compliance.

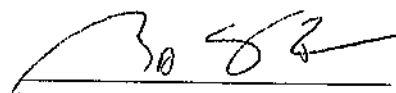
Name of Officer Certifying compliance

BERTUS A SHELTERS IV

Title of Officer Certifying compliance

CLERK

Signature



# 2019 FIRE DISTRICT BUDGET RESOLUTION

## OLD BRIDGE TOWNSHIP #3

(Fire District Name and Number)

**FISCAL YEAR: January 1, 2019 to December 31, 2019**

WHEREAS, the Annual Budget for the Old Bridge Township Fire District #3 (the "Fire District") for the fiscal year beginning January 1, 2019 and ending December 31, 2019 has been presented before the Board of Commissioners of the Fire District at its open public meeting of November 14, 2018; and

WHEREAS, the budget as introduced is in compliance with the Property Tax Levy Cap Law (N.J.S.A. 40A:4-45.44 et. seq.); and

WHEREAS, the Annual Budget as introduced reflects Total Revenues of \$2,119,679, which includes an amount to be raised by taxation of \$1,773,193, and Total Appropriations of \$2,119,679; and


WHEREAS, the amount to be raised by taxation to support the district budget shall be the amount to be certified to the assessor of the municipality to be assessed against the taxable property in the district, pursuant to N.J.S.A. 40A:14-79. Such amount shall be equal to the amount of the total appropriations set forth in the budget minus the total amount surplus and miscellaneous revenues set forth in the budget; and

WHEREAS, in calculating the amount to be raised by taxation, the Fire District has taken into account the assessed valuation of taxable property in the Fire District;

NOW, THEREFORE BE IT RESOLVED, by the Board of Commissioners of the Fire District, at an open public meeting held on November 14, 2018 that the Annual Budget, including all related schedules, of the Fire District for the fiscal year beginning January 1, 2019 and ending December 31, 2019 is hereby approved; and

BE IT FURTHER RESOLVED, that the anticipated revenues as reflected in the Annual Budget are of sufficient amount to meet all proposed expenditures/expenses and all covenants, terms and provisions as stipulated in the Fire District's outstanding debt obligations, capital lease arrangements, service contracts, and other pledged agreements; and

BE IT FURTHER RESOLVED, that the Board of Commissioners of the Fire District will consider the Annual Budget for adoption on ~~January 16, 2019~~ *December 19, 2018*

  
 \_\_\_\_\_  
 (Secretary's Signature)

11-14-18  
 \_\_\_\_\_  
 (Date)

Board of Commissioners Recorded Vote

| Member   | Aye | Nay | Abstain | Absent |
|----------|-----|-----|---------|--------|
| Filik    | ✓   |     |         |        |
| Hammel   | ✓   |     |         |        |
| Ruane    | ✓   |     |         |        |
| Shelters | ✓   |     |         |        |
| Totten   |     |     |         | ✓      |



# 2019 ADOPTION CERTIFICATION


## OLD BRIDGE TOWNSHIP #3

(Fire District Name and Number)

### FIRE DISTRICT BUDGET

FISCAL YEAR: January 1, 2019 to December 31, 2019

It is hereby certified that the Fire District Budget annexed hereto is a true copy of the Budget adopted by the Board of Commissioners of the Fire District, pursuant to N.J.A.C. 5:31-2.4, on the 19<sup>th</sup> day of December, 2018.

|                      |  |             |              |
|----------------------|--|-------------|--------------|
| Officer's Signature: |  |             |              |
| Name:                | BERTUS A SHELTERS IV   |             |              |
| Title:               | CLERK  |             |              |
| Address:             | 913 ENGLISHTOWN ROAD<br>OLD BRIDGE, NJ 08857                                       |             |              |
| Phone Number:        | 732-723-1124   | Fax Number: | 732-723-9658 |
| E-mail address:      | FIREDISTRICT3@OBF3.COM   |             |              |

# 2019 ADOPTED BUDGET RESOLUTION

## OLD BRIDGE TOWNSHIP #3

(Fire District Name and Number)

**FISCAL YEAR: January 1, 2019 to December 31, 2019**

WHEREAS, the Annual Budget for the Old Bridge Township Fire District No. 3 (the "Fire District") for the fiscal year beginning January 1, 2019 and ending December 31, 2019, has been presented for adoption before the Board of Commissioners of the Fire District at its open public meeting of December 19, 2018; and

WHEREAS, the Annual Budget as presented for adoption reflects each item of revenue and appropriation in the same amount and title as set forth in the introduced and approved budget, including all amendments thereto, if any, which have been approved by the Director of the Division of Local Government Services; and

WHEREAS, the adopted budget is in compliance with the Property Tax Levy Cap Law (N.J.S.A. 40A:4-45.44 et. seq.); and


WHEREAS, the Annual Budget as presented for adoption reflects Total Revenues of \$2,119,679, which includes amount to be raised by taxation of \$1,773,193, and Total Appropriations of \$2,119,679; and

WHEREAS, an election shall be held annually on the third Saturday of February in each established fire district to determine the amount to be raised by taxation for the ensuing year;

NOW, THEREFORE BE IT RESOLVED, by the Board of Commissioners of the Fire District at an open public meeting held on January 16, 2019 that the Annual Budget of the Fire District for the fiscal year beginning January 1, 2019 and ending December 31, 2019, is hereby adopted and, shall constitute appropriations for the purposes stated and authorization of Total Revenues of \$2,119,679, which includes amount to be raised by taxation of \$1,773,193, and Total Appropriations of \$2,119,679; and

BE IT FURTHER RESOLVED, that the Annual Budget as presented for adoption reflects each item of revenue and appropriation in the same amount and title as set forth in the introduced and approved budget, including all amendments thereto, if any, which have been approved by the Director of the Division of Local Government Services; and

BE IT FURTHER RESOLVED, that an annual election shall be held on the third Saturday of February to determine the amount to be raised by taxation for the ensuing year. The results of which shall be subsequently certified to the Division and the Municipal Assessor.

  
\_\_\_\_\_  
(Secretary's Signature)

12/19/18  
(Date)

### Board of Commissioners Recorded Vote

| Member      | Aye | Nay | Abstain | Absent |
|-------------|-----|-----|---------|--------|
| Filik       | ✓   |     |         |        |
| Hammel      | ✓   |     |         |        |
| Ruane       | ✓   |     |         |        |
| Shelters IV | ✓   |     |         |        |
| Totten      | ✓   |     |         |        |

# **2019 FIRE DISTRICT BUDGET**

## **Narrative and Information Section**

# 2019 FIRE DISTRICT BUDGET MESSAGE & ANALYSIS

## OLD BRIDGE TOWNSHIP #3

(Fire District Name and Number)

**FISCAL YEAR: January 1, 2019 to December 31, 2019**

*Answer all questions below. Attach additional pages and schedules as needed.*

1. Complete a brief statement on the 2019 proposed Annual Budget and make comparison to the 2017 adopted budget. Explain any variances over +/-10% for each line item. Explanations of variances should include a description of the reason for the increase/decrease in the budgeted line item, not just an indication of the amount and percent of the change. Attach any supporting documentation that will help to explain the reason for the increase/decrease in the budgeted line item. See Attached.
2. Complete a brief statement on the impact the proposed Annual Budget will have on the Amount to be Raised by Taxation to support the district budget and on the Restricted and Unrestricted Fund Balance(s). Explain increases or decreases in the tax rate and utilization of fund balances. If Unrestricted Fund Balance is reduced by more than 10%, explain the projected impact on the following year's budget. See Attached
3. Include a statement explaining how the Fire District is complying with the Property Tax Levy Cap. The statement must explain reasons for exceeding the Levy Cap and identify the appropriations that caused the Fire District to exceed the Levy Cap, and how they are being addressed by a referendum. The district is in compliance with the levy cap law.
4. If the Fire District plans to pass a Resolution for the Release of Restricted Fund Balance, explain the reason and purposes of the appropriation. N/A
5. Complete a brief statement on the Annual Budget's proposed capital appropriations and payment methods, including debt service for the proposed budget year and for future years. The district has zero debt and is not proposing a capital item this year.
6. If the proposed Annual Budget contains an amount for a Cash Deficit of the Preceding Year pursuant to N.J.S.A. 40A:14-78.6, then explain the reasons for the occurrence of the deficit. N/A
7. Does the Annual Budget appropriate such sums as it may deem necessary for the purchase of first aid, ambulance, rescue, or other emergency vehicles, equipment, supplies and materials for use by a duly incorporated association, pursuant to N.J.S.A. 40A:14-85.1? If so, provide the organization's incorporated name and amounts. N/A

8. Complete the following based on the municipal assessor's latest information pursuant to N.J.S.A. 54:4-35:

|   |                 |
|---|-----------------|
| Total Assessed Valuation of District              | \$1,817,137,397 |
| Proposed Tax Rate per \$100 of Assessed Valuation | \$.0976         |

9. Is the Fire District providing for a first year funding appropriation to establish a length of service award program (LOSAP) in this year's budget subject to public referendum thereof?

|    |   |     |  |                                   |    |
|----|---|-----|--|-----------------------------------|----|
| No | x | Yes |  |                                   |    |
|    |   |     |  | If yes, how much is appropriated? | \$ |

If the public question is defeated, is the Board of Commissioners aware that the budget must be amended to delete the LOSAP appropriation amount and that the Amount to be Raised by Taxation to Support the Budget must be reduced by a like amount?

|    |  |     |  |
|----|--|-----|--|
| No |  | Yes |  |
|----|--|-----|--|

OLD BRIDGE TOWNSHIP FIRE DISTRICT #3  
BUDGET MESSAGE ATTACHMENT  
JANUARY 1, 2019 TO DECEMBER 31, 2019

PAGE N-1 #1

The total operating budget is increasing \$461,355, and the capital budget is decreasing \$530,000. The overall budget is decreasing \$68,645. This is the second year in a row the budget has decreased. Line items in the operating budget that are more than the 10% include salaries, firefighter's equipment and gear. The salaries are increasing because a second deputy fire official was hired at an annual salary of \$47,970. In addition due to the lack of volunteer firefighters responding to fire calls, it has become necessary to staff the fire house with per diem employees to insure coverage of all fire calls. An amount of \$237,675 has been budgeted in the salary line to meet this need. The fire fighter equipment and gear has been increased because of the additional paid firefighters will require protective clothing, gear and equipment. Additional training may also be required depending on the personnel hired.

PAGE N-1 #2

The amount to be raised by taxation is increasing 3.0% or \$51,355. This amount is in compliance with the levy cap law. The levy cap bank from 2016 (\$6.841) will be utilized to meet the property tax levy cap. There will be a small increase in the annual tax rate. The tax rate will increase from \$.096 to a proposed \$.097.

# FIRE DISTRICT CONTACT INFORMATION

## 2019

Please complete the following information regarding this Fire District. All information requested below must be completed.

|                               |                                      |             |              |
|-------------------------------|--------------------------------------|-------------|--------------|
| <b>Name of Fire District:</b> | OLD BRIDGE TOWNSHIP FIRE DISTRICT #3 |             |              |
| <b>Address:</b>               | 913 ENGLISHTOWN ROAD                 |             |              |
| <b>City, State, Zip:</b>      | OLD BRIDGE                           | NJ          | 08857        |
| <b>Phone: (ext.)</b>          | 732-723-1124                         | <b>Fax:</b> | 732-723-9658 |

|                            |                      |             |              |
|----------------------------|----------------------|-------------|--------------|
| <b>Preparer's Name:</b>    | KENNETH TOTTEN       |             |              |
| <b>Preparer's Address:</b> | 913 ENGLISHTOWN ROAD |             |              |
| <b>City, State, Zip:</b>   | OLD BRIDGE           | NJ          | 08857        |
| <b>Phone: (ext.)</b>       | 732-723-1124         | <b>Fax:</b> | 732-723-9658 |
| <b>E-mail:</b>             | PMURPHY@OBDFFD#3.COM |             |              |

|                      |                      |             |              |
|----------------------|----------------------|-------------|--------------|
| <b>Chairman:</b>     | MARTIN F RUANE       |             |              |
| <b>Phone: (ext.)</b> | 732-723-1124         | <b>Fax:</b> | 732-723-9658 |
| <b>E-mail:</b>       | PMURPHY@OBDFFD#3.COM |             |              |

|                             |                      |             |              |
|-----------------------------|----------------------|-------------|--------------|
| <b>Secretary/Treasurer:</b> | BERTUS A SHELTERS IV |             |              |
| <b>Phone: (ext.)</b>        | 732-723-1124         | <b>Fax:</b> | 732-723-9658 |
| <b>E-mail:</b>              | PMURPHY@OBDFFD#3.COM |             |              |

|                          |                             |             |       |
|--------------------------|-----------------------------|-------------|-------|
| <b>Name of Auditor:</b>  | LAUREN HOLMAN               |             |       |
| <b>Name of Firm:</b>     | HOLMAN, FRENIA, AND ALLISON |             |       |
| <b>Address:</b>          | 10 ALLEN ST SUITE 3B        |             |       |
| <b>City, State, Zip:</b> | TOMS RIVER                  | NJ          | 08753 |
| <b>Phone: (ext.)</b>     | 732-797-1333                | <b>Fax:</b> |       |
| <b>E-mail:</b>           | LHOLMAN@HFACPAS.COM         |             |       |

# FIRE DISTRICT INFORMATIONAL QUESTIONNAIRE

## OLD BRIDGE TOWNSHIP #3

(Fire District Name and Number)

FISCAL YEAR: January 1, 2019 to December 31, 2019

Answer all questions below completely and attach additional information as required.

- 1) Provide the number of regular voting members of the governing body: 5
- 2) Provide the number of alternate voting members of the governing body: 0
- 3) Did any current or former commissioner or officer have a family or business relationship with any other current or former commissioner or officer during the current fiscal year? No *If "yes," attach a description of the relationship including the names of the individuals involved and their positions at the Fire District.*
- 4) Did all individuals that were required to file a Financial Disclosure Statement for the current fiscal year because of their relationship with the Fire District file the form as required? Yes *If "no," provide a list of those individuals who failed to file a Financial Disclosure Statement and an explanation as to the reason for their failure to file.*
- 5) Does the Fire District have any amounts receivable from current or former commissioners, officers, or employees? No *If "yes," attach a list of those individuals, their position, the amount receivable, and a description of the amount due to the Fire District.*
- 6) Was the Fire District a party to a business transaction with one of the following parties:
  - a. A current or former commissioner, officer, or employee? No
  - b. A family member of a current or former commissioner, officer, or employee? No
  - c. An entity of which a current or former commissioner, officer, or employee (or family member thereof) was an officer or direct or indirect owner? No*If the answer to any of the above is "yes," attach a description of the transaction including the name of the commissioner, officer, or employee (or family member thereof) of the Fire District; the name of the entity and relationship to the individual or family member; the amount paid; and whether the transaction was subject to a competitive bid process.*
- 7) Did the Fire District provide any of the following to or for a commissioner, officer, or any other employee of the Fire District:
  - a. First class or charter travel No
  - b. Travel for companions No
  - c. Tax indemnification and gross-up payments No
  - d. Discretionary spending account No
  - e. Housing allowance or residence for personal use No
  - f. Payments for business use of personal residence No
  - g. Vehicle/auto allowance or vehicle for personal use No
  - h. Health or social club dues or initiation fees No
  - i. Personal services (i.e.: maid, chauffeur, chef) No*If the answer to any of the above is "yes," attach a description of the transaction including the name and position of the individual and the amount expended.*

**FIRE DISTRICT INFORMATIONAL QUESTIONNAIRE  
(CONTINUED)  
OLD BRIDGE TOWNSHIP #3  
(Fire District Name and Number)**

**FISCAL YEAR: January 1, 2019 to December 31, 2019**

- 8) Attach a list of the Fire District's vehicles including make, model and year, and indicate to whom the vehicles are assigned and their positions. If a vehicle is not assigned to a specific individual and is available to all authorized District personnel, indicate "motor pool." SEE ATTACHED
- 9) Did the Fire District make any payments to current or former commissioners or employees for severance or termination? No *If "yes," attach explanation including amount paid.*
- 10) Did the Fire District make any payments to current or former commissioners or employees that were contingent upon the performance of the Fire District or that were considered discretionary bonuses? No *If "yes," attach explanation including amount paid.*
- 11) Does the Fire District contract with another entity (i.e.: volunteer fire company, neighboring municipality, etc.) to provide fire protection or EMS services within the Fire District? Yes
- 12) If the answer to #11 above is "yes," did the Fire District execute a written agreement with the entity that details the services that the entity will provide and the amount to be paid by the Fire District to the entity for the services provided? Yes *If "yes," attach a copy of the agreement. If "no," attach a description of the arrangement for services with the entity including the services provided and the basis for the amount paid by the Fire District to the entity. Also explain why the Fire District does not have a formal written agreement with the entity.*
- 13) Does the Fire District have a Length of Service Award Program (LOSAP) plan? Yes *If "yes," indicate a) the year it was implemented; b) the total number of volunteer members presently eligible to participate; c) the total number of volunteer members presently vested; d) whether the annual contribution for each vested member is fixed or based on an automatic increase; e) the total LOSAP budgeted for the current year; and f) whether the Fire District has required the Plan Contractor to submit its annual financial statement to the Director of the Division of Local Government Services pursuant to N.J.A.C. 5:30-14.49.*

YEAR IMPLEMENTED 1992  
TOTAL ELIGIBLE 66  
TOTAL VESTED 66  
ANNUAL CONTRIBUTION FIXED  
ANNUAL FINANCIAL PROVIDED WHEN REQUESTED  
LOSAP BUDGETED \$165,000



Old Bridge #3  
Budget ATTACHMENT  
N-3 #8

| Car Number       | Year/Make     | Model                           | Plate No. | Vehicle Identification No. | Engine House    |
|------------------|---------------|---------------------------------|-----------|----------------------------|-----------------|
| FP1              | 2017 Chevy    | Tahoe                           | 24888MG   | 1GNSKFC5HR191681           | Fire Marshal    |
| FP2              | 2014 Chevy    | Tahoe                           | MG99734   | 1GNSK2E07ER186623          | Deputy Marshal  |
| FP5              | 2009 Chevy    | Tahoe                           | MG85239   | 1GNFK03019R243252          | Deputy Marshal  |
| FP3              | 2006 Ford     | F-350                           | MG67409   | 1FTWW31P06EA78408          | Fire Prevention |
| Smoke House      | 2000 Scotty   | Smoke House Trailer             | MG41185   | 1S5T11NT8Y115S498          | Fire Marshal    |
| FP4              | 2007          | Polaris Trailer (FP4)           | MG77351   | 1S9S1522X1489021           | Fire Marshal    |
| 350              | 2012 Ford     | Expedition                      | MG91775   | 1FMJUJ52CEF64955           | Deputy Chief    |
| 300              | 2017 Ford     | Expedition                      |           | 1FMJUJ1J9HEA46797          | Chief           |
| 340              | 2014 Ford     | Expedition                      | 13454MG   | 1FMJUJ55EEF63415           | Deputy Chief    |
| 310              | 2003 Spartan  | Pumper                          | MG57632   | 4S7AU2P943C045146          | Engine 1        |
| 311              | 2014 KME      | Pumper                          | MG99035   | 1K9AF4284EN058689          | Engine 2        |
| 322              | 1992 Spartan  | Pumper                          | MG13163   | 4S7A19D05PC007527          | Engine 1        |
| 312              | 2005 Sutphen  | Aerial / Pumper                 | MG68924   | 1S9AHL051003071            | Engine 2        |
| 323              | 1997 Spartan  | Pumper                          | MG29469   | 4S7AU4195VC024263          | Engine 2        |
| 327              | 1986 Mack     | Pumper                          | MG91HW    | 1M2A156CAGM001182          | Engine 3        |
| 329              | 1994 Ford     | Brush Truck                     | MG7229    | 1FDLF47MSREA42007          | Engine 3        |
| TR1              | 1995 Pen      | Special Services Trailer/HazMat | MG7723    | 1P9C712DXSL016549          | Engine 3        |
| TR2              | 2002 Pace     | Trench & Confined Space         | MG54171   | 4FPAB16292G061140          | Engine 2        |
| TR4              | 2006 Pace     | Rehab                           | MG71843   | 40LAB18296P132985          | Engine 3        |
| TR5              | 2015 Carry On | Flat Trailer                    | 19241MG   | 4YMUL0819FV047848          | Engine 3        |
| 31               | 2007          | Polaris Trailer - 31            | MG77350   | 1S9S1522171489019          | Engine 3        |
| 32               | 2007          | Polaris Trailer - 32            | MG77352   | 1S9S1522871489020          | Engine 3        |
| 324              | 2011          | F350 - Brush Truck              | MG93672   | 1FDRF3HT0BEB53873          | Engine 2        |
| 328              | 2011          | F350 - Brush Truck              | MG93682   | 1FDRF3HT78EC71077          | Engine 1        |
| 325              | 2015          | Spartan Rescue                  | 20469MG   | 4S7AU2D99GC080516          | Engine 1        |
| new 321          | 2019 KME      | Pumper                          |           | 1K9AF4S80KN058751          | Engine 2        |
| Public Relations | 2017          | Nexhaul                         | 21244MG   | 564BE1626HR011215          | Engine 3        |

*updated*

## FIRE PROTECTION AGREEMENT

This agreement is made on this 1<sup>st</sup> day of JAN, 2017, by and between:

The Commissioners of Fire District No. 3 in the Township of Old Bridge, County of Middlesex, 913 Englishtown Road, Old Bridge, NJ 08857

Hereinafter referred to as the Commissioners; and

South Old Bridge Volunteer Fire Company, Inc. in the Township of Old Bridge, County of Middlesex, Post Office Box 426, Old Bridge, NJ 08857

Hereinafter referred to as Fire Company,

NOW THEREFORE, it is agreed between the parties as follows:

This agreement shall be for a term of five (5) years commencing on January 1, 2017 and ending on December 31, 2022. The monetary amount of the agreement would be renegotiated as necessary between the parties upon renewal. However, no negotiations will occur without the Fire Company producing an itemized budget of the Fire Company expenses no later than the September's Commissioners meeting for the ensuing year. The budget shall include at minimum three line items consisting of Operational expense, Capital improvements and Volunteer retention.

1. This Agreement is automatically renewable from year-to-year unless either party notifies the other by written notice at least 60 days prior to the expiration of the Agreement of their intention not to renew same.
2. The sum of \$172,185.00 will be paid by the Commissioners to the Fire company in the following manner:
  - a. The sum of \$43,046.25 (or 25% of the total annual budgeted amount) shall be payable with a reasonable time from receipt of funding from the Township of Old Bridge but in no event later than March 23rd;
  - b. The sum of \$43,046.25 shall be payable within a reasonable time from receipt of funding from the Township of Old Bridge but in no event later than June 22nd;
  - c. The sum of \$43,046.25 shall be payable within a reasonable time from receipt of funding from the Township of Old Bridge but in no event later than September 8th;
  - d. The sum of \$43,046.25 shall be payable within a reasonable time from receipt of funding from the Township of Old Bridge but in no event later than December 14th.

The Commissioners will require the submission of a voucher as a prerequisite to payment. Payment is contingent upon the fire company adhering to the terms and

conditions of this agreement and the Lease agreement and specifically providing the required firematic services hereunder. If the Fire District believes there has been non-compliance it shall notify the Fire Company providing the opportunity to cure the alleged non-compliance. The parties shall attempt to resolve the alleged non-compliance by meetings or discussions as necessary. If required a mutual agreed upon third party mediator will be summoned to resolve. Cost for the third-party mediator will be shared between the Commissioners and the Fire Company equally.

3. The Fire Company will extinguish fires and perform other emergency services deemed to be in the interest of the public safety within the fire district or in such other areas pursuant to mutual aid agreements, be they formal or informal in nature, to the best of their knowledge, ability and personnel. If a scheduled event requires firematic services as determined by the Fire Marshal, then the Fire Company shall provide this service as directed by the Fire Marshal thru the Commissioners. This shall include the providing of manpower and equipment when resources are available.
4. The Commissioners shall provide funding for the extinguishment of fires and related district purposes as enumerated in applicable state statues and the by-laws, if any, of the Commissioners. Said funding shall be in accordance with the approved budget of the Commissioners for the fiscal year of January 1, 2017 to December 31, 2017 and the ensuing years.
5. The Commissioners shall be responsible for the maintenance of all apparatus and equipment covered by this agreement, the funding for which shall be as set forth in the approved budget of the Commissioners for the fiscal year of January 1, 2017 to December 31, 2017 and the ensuing years. All maintenance or repairs shall be undertaken only upon approval and consent of the fire district.
6. The Fire Company agrees to provide to the Commissioners copies of fire reports equipment inventories and such other report as may be required by statute or by mutual agreement, at similarly mutually agreed intervals or as otherwise required by applicable statutory law.
7. The Fire Company shall adhere to all Commissioners directives relative to policies and procedures. If the Fire District mandates such adherence the Fire Company shall comply. Any exceptions to the policies and procedures, the Fire Department will notify the Commissioners in written within 30 days in order to resolve any exceptions.
8. In addition to the payment of the amount listed above, the Commissioners shall provide insurance coverage as set forth in Schedule B attached hereto and made a part hereof. Where applicable, both parties shall be named in said policies as co-insured parties and levels of coverage shall be maintained at no less than those provided for by the policies in effect in January of 2017. Additional coverage for

apparatus and equipment acquisitions during the period covered by this agreement shall similarly be the financial responsibility of the Commissioners, unless mutually agreed otherwise. A copy of the insurance policy shall be provided by the Commissioners to the Fire Company within twenty (20) days of its annual renewal.


9. This agreement is contingent upon adequate funding being provided in the Old Bridge Board of Fire Commissioners, Fire District 3 annual budget and by appropriation of the Commissioners.

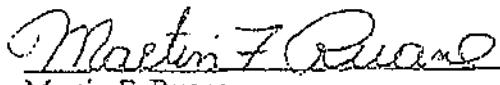
10. If any section, paragraph, clause or sentence of this agreement is determined to be invalid, same shall be deemed severable and the remainder of this agreement shall survive, unless such invalidated language is material to the purposes and intentions of the parties.

IN WITNESS, WHEREOF, the parties hereto have set their hands and seals or caused their corporate presents to be affixed on the date and year first written above.

Attest:


THE BOARD OF FIRE COMMISSIONERS,  
FIRE DISTRICT 3, TOWNSHIP OF OLD  
BRIDGE, COUNTY OF MIDDLESEX


  
\_\_\_\_\_  
Bertus A. Shelters, IV  
Clerk

  
\_\_\_\_\_  
Martin F. Ruane  
President

Attest:

SOUTH OLD BRIDGE VOLUNTEER FIRE  
COMPANY, INC.

  
\_\_\_\_\_  
Kevin DeMaio  
Clerk

  
\_\_\_\_\_  
James Hannon, Jr.  
President

**FIRE DISTRICT SCHEDULE OF COMMISSIONERS AND OFFICERS**  
**OLD BRIDGE TOWNSHIP #3**  
(Fire District Name and Number)

**FISCAL YEAR: January 1, 2019 to December 31, 2019**

*Complete the attached table for all persons required to be listed per #1-2 below.*

- 1) List all of the Fire District's current commissioners and officers and amount of compensation from the Fire District and any other public entities as defined below. Enter zero if no compensation was paid.
- 2) List all of the Fire District's former commissioners and officers who received more than \$10,000 in reportable compensation from the Fire District and any other public entities during the most recent fiscal year completed.

**Commissioner:** A member of the governing body of the Fire District with voting rights. Include alternates for purposes of this schedule.

**Officer:** A person elected or appointed to manage the Fire District's daily operations at any time during the year, such as the chairperson, vice-chairperson, secretary, or treasurer. For the purposes of this schedule, treat the Fire District's top management official and top financial official as officers, if applicable. A member of the governing body may be both a commissioner and an officer for the purposes of this schedule.

**Compensation:** All forms of cash and non-cash payments or benefits provided in exchange for services, including salaries and wages, bonuses, severance payments, deferred payments, retirement benefits, fringe benefits, and other financial arrangements or transactions such as personal vehicles, meals, housing, personal and family education benefits, below-market loans, payment of personal or family travel, entertainment, and personal use of the Fire District's property. Compensation includes payments and other benefits provided to both employees and independent contractors in exchange for services.

**Reportable compensation:** The aggregate compensation that is reported (or is required to be reported) on Form W-2, box 1 or 5, whichever amount is greater, and/or Form 1099-MISC, box 7, for the calendar year 2016.

**Other Public Entity:** Any municipality, county, local authority, fire district, or other government unit, regardless of whether it is related in any way to the Fire District either by function or by physical location.

Fire District Schedule of Commissioners and Officers (Continued)

OLD BRIDGE FIRE DISTRICT #3  
MIDDLESEX

| Name         | Title      | Average Hours per Week Dedicated to Position | Commissioner | Former Officer | Reportable Compensation from Fire District (W-2/ 1099) |   |  | Estimated amount of other compensation from Other Public Entities (health benefits, pension, payment in lieu of health benefits, etc.) | Total Compensation All Public Entities |            |                         |            |           |    |         |
|--------------|------------|--|--------------|----------------|--|---|--|--|--|------------|-------------------------|------------|-----------|----|---------|
|              |            |  |              |                | Base Salary/ Stipend                                   | Other (auto allowance, expense account, payment in lieu of health benefits, etc.) | Estimated amount of other compensation from the Fire District (health benefits, pension, etc.) |  |  |            |                         |            |           |    |         |
| 1 M RUANE    | PRÉS       |  | X            |                | \$ 3,500   |   | \$   | \$ 3,500   | 40                                     | BUS DRIVER | OLD BRIDGE BOE          | 53,000     | 20,000    | \$ | 76,500  |
| 2 B SHELTERS | V PRES     |  | X            |                | 3,000  |   |  | 3,000  |  |            | MIDDLESEX CO INSTRUCTOR | 7,300      | 730       |    | 11,030  |
| 3 K TROTTON  | TREAS      |  | X            |                | 3,000  |   |  | 3,000  |  |            | MIDDLESEX CO MUA        | 82,000     | 30,000    |    | 3,000   |
| 4 C HAMMEL   | ASST CLERK |  | X            |                | 3,000  |   |  | 3,000  |  |            | OPERATOR                |            |           |    | 115,000 |
| 5 G FLIK     | COMM       |  | X            |                | 3,000  |   |  | 3,000  |  |            |                         |            |           |    | 3,000   |
| 6            |            |  |              |                |  |   |  |  |  |            |                         |            |           |    |         |
| 7            |            |  |              |                |  |   |  |  |  |            |                         |            |           |    |         |
| 8            |            |  |              |                |  |   |  |  |  |            |                         |            |           |    |         |
| 9            |            |  |              |                |  |   |  |  |  |            |                         |            |           |    |         |
| 10           |            |  |              |                |  |   |  |  |  |            |                         |            |           |    |         |
| 11           |            |  |              |                |  |   |  |  |  |            |                         |            |           |    |         |
| 12           |            |  |              |                |  |   |  |  |  |            |                         |            |           |    |         |
| 13           |            |  |              |                |  |   |  |  |  |            |                         |            |           |    |         |
| 14           |            |  |              |                |  |   |  |  |  |            |                         |            |           |    |         |
| 15           |            |  |              |                |  |   |  |  |  |            |                         |            |           |    |         |
| Total:       |            |  |              |                | \$ 15,500  | \$  | \$   | \$   | \$ 15,500                              |            |                         | \$ 142,300 | \$ 50,730 | \$ | 208,530 |

Enter the total number of employees/ independent contractors who received more than \$100,000 in total reportable compensation for the most recent fiscal year completed: 0

# Schedule of Health Benefits - Detailed Cost Analysis

OLD BRIDGE FIRE DISTRICT #3  
MIDDLESEX

|   | # of Covered Members (Medical & Rx) Proposed |                  | Annual Cost Estimate per Employee Proposed |        | # of Covered Members (Medical & Rx) Current Year | Annual Cost per Employee Current Year | Total Current Year Cost | \$ Increase (Decrease) | % Increase (Decrease) |
|---|--|------------------|--|--------|--|---------------------------------------|-------------------------|------------------------|-----------------------|
|   | Budget                                       | Budget           | Budget                                     | Budget |  |                                       |                         |                        |                       |
| <b>Active Employees - Health Benefits - Annual Cost</b>   |  |                  |  |        |  |                                       |                         |                        |                       |
| Single Coverage   |  |                  |  |        |  |                                       | \$ -                    | \$ -                   | #DIV/0!               |
| Parent & Child  |  |                  |  |        |  |                                       |                         |                        | #DIV/0!               |
| Employee & Spouse (or Partner)                            | 1  | 22,800           | 22,800                                     |        | 1  | 22,472                                | 22,472                  | 328                    | 1.5%                  |
| Family  |  |                  |  |        |  |                                       |                         |                        | #DIV/0!               |
| Employee Cost Sharing Contribution (enter as negative - ) |  |                  | (4,908)                                    |        |  |                                       | (4,719)                 | (189)                  | 4.0%                  |
| Subtotal  | 1  | 22,800           | 17,892                                     |        | 1  | 17,553                                | 17,753                  | 139                    | 0.8%                  |
| <b>Commissioners - Health Benefits - Annual Cost</b>      |  |                  |  |        |  |                                       |                         |                        |                       |
| Single Coverage   |  |                  |  |        |  |                                       |                         |                        | #DIV/0!               |
| Parent & Child  |  |                  |  |        |  |                                       |                         |                        | #DIV/0!               |
| Employee & Spouse (or Partner)                            |  |                  |  |        |  |                                       |                         |                        | #DIV/0!               |
| Family  |  |                  |  |        |  |                                       |                         |                        | #DIV/0!               |
| Employee Cost Sharing Contribution (enter as negative - ) |  |                  |  |        |  |                                       |                         |                        | #DIV/0!               |
| Subtotal  | 0  |                  |  |        | 0  |                                       |                         |                        | #DIV/0!               |
| <b>Retirees - Health Benefits - Annual Cost</b>           |  |                  |  |        |  |                                       |                         |                        |                       |
| Single Coverage   | 1  | 7,556            | 7,556                                      |        | 1  | 7,556                                 | 7,556                   | -                      | 0.0%                  |
| Parent & Child  |  |                  |  |        |  |                                       |                         |                        | #DIV/0!               |
| Employee & Spouse (or Partner)                            | 1  | 13,109           | 13,109                                     |        | 1  | 13,109                                | 13,109                  | -                      | 0.0%                  |
| Family  |  |                  |  |        |  |                                       |                         |                        | #DIV/0!               |
| Employee Cost Sharing Contribution (enter as negative - ) |  |                  |  |        |  |                                       |                         |                        | #DIV/0!               |
| Subtotal  | 2  | 20,665           | 20,665                                     |        | 2  | 20,665                                | 20,665                  | -                      | 0.0%                  |
| <b>GRAND TOTAL</b>  | <b>3</b>                                     | <b>\$ 38,557</b> | <b>\$ 38,557</b>                           |        | <b>3</b>   | <b>\$ 38,418</b>                      | <b>\$ 38,418</b>        | <b>\$ 139</b>          | <b>0.4%</b>           |

Is medical coverage provided by the SHBP (Yes or No)?  
 Is prescription drug coverage provided by the SHBP (Yes or No)?

YES  
YES





**2019 FIRE DISTRICT BUDGET**

**Financial Schedules Section**

**Instructions:**

Input requested information in highlighted boxes only. Information input into yellow boxes will automatically fill throughout the rest of the workbook. Please round to the nearest whole dollar. No pennies.

The Levy Cap worksheets simplify data entry by having the user enter most data on support pages and some from this sheet. By filling in the highlighted cells on this page, each worksheet will reflect the information and automatically calculate the formulas on each individual worksheet.

Enter the name of the fire district and county below. This will populate the name of the fire district and the county throughout the workbook.

Name of Fire District:

OLD BRIDGE FIRE DISTRICT #3

County:

MIDDLESEX

**Levy Cap Calculation Summary**

|   |               |
|---|---------------|
| 2018 Adopted Budget - Amount to be Raised by Taxation                     | \$ 1,721,838  |
| Cap Bank Available from 2016 (See Levy Cap Certification)                 | 6,841         |
| Cap Bank Available from 2017 (See Levy Cap Certification)                 | 90,385        |
| Cap Bank Available from 2018 (See Levy Cap Certification)                 |               |
| Cap Bank Used from 2016   | 6,841         |
| Cap Bank Used from 2017   |               |
| Cap Bank Used from 2018   |               |
| Changes in Service Provider (+/-)   |               |
| DLGS Approved Adjustments   |               |
| Cancelled or Unexpended Referendum Amount<br>(Enter as a positive number) |               |
| Assessed Valuation of District for adopted budget                         | 1,817,137,397 |
| New Ratables - Increase in Valuations (New Construction and Additions)    | 9,008,900     |
| Adopted Fire District Tax Rate (three decimals) per \$100                 | \$0.096       |
| Projected Tax Rate based upon Proposed Levy                               | 0.097100271   |

**CERTIFICATION OF NEW CONSTRUCTION/IMPROVEMENTS/  
PARTIAL ASSESSMENTS**

(N.J.S.A. 40A:4-45.44 et seq.)

Municipality: Old Bridge County: Middlesex  
Fire District Code: F03 Total Number of Fire Districts: 4

**File Form CNC-3 by October 25 of the Current Tax Year for All Fire Districts in the Municipality**

N.J.S.A. 40A:4-45.44 et seq. provides for a statutory exception to the budget cap imposed on fire districts. It uses, in part, the revenue generated by new construction and improvements in a fire district which were not reflected in the prior year's Tax List.

**ASSESSOR: ENTER DATA ON LINES 1 THROUGH 2C, SIGN AND DATE THE FORM, THEN IMMEDIATELY FORWARD FORM CNC-3 TO THE TAX COLLECTOR FOR COMPLETION. SEE REVERSE SIDE.**

1. For reference only: Provide the aggregate assessed value for the fire district as filed on the current Tax Year's January 10th Tax List. This is the fire district value as of October 1st of the pre-tax year before Added Assessments.

\$ 1,808,128,497 (1)

2. Provide the total valuation (not prorated) of new construction and improvements from the Added Assessment List filed on October 1st of the current tax year (Line 2a) minus the total valuation of any Added Assessment tax appeal reductions from the prior tax year (Line 2b) for the adjusted total valuation of new construction and improvements (Line 2c). Do not include Omitted Added Assessments, prior year Added Assessments, Omitted Assessments, or property transferred from the Exempt List to the Tax Assessment List, or any land, whether subdivided or not on Line 2a

\$ 9,249,900 (2a)

- \$ 241,000 (2b)

= \$ 9,008,900 (2c)

[Signature]  
Assessor Signature

10/25/18  
Date

**TAX COLLECTOR**

3. Provide the Fire District Tax Rate from the current tax year (expressed as a decimal, \$ per hundred).

0.096 (3)

4. Amount of permitted revenue increase =  
Line 2c \* Line 3  
(N.J.S.A. 40A:4-45.45)

\$ 8,648,54 (4)

Dawn M. Swoboda  
Tax Collector Signature

10/25/18  
Date



State of New Jersey  
 Department of Community Affairs  
 Division of Local Government Services  
 Bureau of Authority Regulation  
 Fire District Levy Cap Certification for Fiscal Year 2019

Fire District: Old Bridge Township Fire District No. 3  
 Municipality: Old Bridge  
 County: Middlesex  
 FD-Code: 1209-03

**2018 Levy Cap Calculation Summary**

Maximum Allowable Amount to be Raised by Taxation: \$1,721,838  
 Amount to be Raised by Taxation: \$1,721,838

| Active                      | By Calendar Year | Allowable        | Applied In      | Used From      | Expired    | Available       |
|-----------------------------|------------------|------------------|-----------------|----------------|------------|-----------------|
|                             | 2018             | \$0              | \$52,220        | \$0            | \$0        | \$0             |
|                             | 2017             | \$90,385         | \$0             | \$0            | \$0        | \$90,385        |
|                             | 2016             | \$12,427         | \$0             | \$5,586        | \$0        | \$6,841         |
| <b>Levy Cap Bank Totals</b> |                  | <b>\$102,812</b> | <b>\$52,220</b> | <b>\$5,586</b> | <b>\$0</b> | <b>\$97,226</b> |

| Expired                     | By Calendar Year | Allowable        | Applied In | Used From       | Expired          | Available  |
|-----------------------------|------------------|------------------|------------|-----------------|------------------|------------|
|                             | 2015             | \$46,635         | \$0        | \$46,635        | \$0              | \$0        |
|                             | 2014             | \$35,653         | \$0        | \$0             | \$35,653         | \$0        |
|                             | 2013             | \$106,700        | \$0        | \$0             | \$106,700        | \$0        |
|                             | 2012             | \$34,090         | \$0        | \$0             | \$34,090         | \$0        |
| <b>Levy Cap Bank Totals</b> |                  | <b>\$223,078</b> | <b>\$0</b> | <b>\$46,635</b> | <b>\$176,443</b> | <b>\$0</b> |

*Lat*

# 2019 Budget Summary

## OLD BRIDGE FIRE DISTRICT #3 MIDDLESEX

|   | <u>2019 Proposed<br/>Budget</u> | <u>2018 Adopted<br/>Budget</u> | <u>\$ Increase<br/>(Decrease)<br/>Proposed vs.<br/>Adopted</u> | <u>% Increase<br/>(Decrease)<br/>Proposed vs.<br/>Adopted</u> |
|---|---------------------------------|--------------------------------|--|---|
| <b>REVENUES AND FUND BALANCE UTILIZED</b>                             |                                 |                                |  |   |
| Total Fund Balance Utilized   | \$ -                            | \$ 205,000                     | \$ (205,000)   | -100.0%   |
| Total Miscellaneous Anticipated Revenues                              | -                               | -                              | -  | #DIV/0!   |
| Total Sale of Assets  | -                               | -                              | -  | #DIV/0!   |
| Total Interest on Investments & Deposits                              | 17,000                          | 2,000                          | 15,000   | 750.0%  |
| Total Other Revenue   | -                               | -                              | -  | #DIV/0!   |
| Total Operating Grant Revenue   | 9,486                           | 9,486                          | -  | 0.0%  |
| Total Revenues Offset with Appropriations                             | <u>320,000</u>                  | <u>250,000</u>                 | <u>70,000</u>  | <u>28.0%</u>  |
| Total Revenues and Fund Balance Utilized                              | 346,486                         | 466,486                        | (120,000)  | -25.7%  |
| Amount to be Raised by Taxation to Support Budget                     | <u>1,773,193</u>                | <u>1,721,838</u>               | <u>51,355</u>  | <u>3.0%</u>   |
| Total Anticipated Revenues  | <u>2,119,679</u>                | <u>2,188,324</u>               | <u>(68,645)</u>  | <u>-3.1%</u>  |
| <b>APPROPRIATIONS</b>   |                                 |                                |  |   |
| Total Administration  | 589,605                         | 339,878                        | 249,727  | 73.5%   |
| Total Cost of Operations & Maintenance                                | 1,045,074                       | 903,446                        | 141,628  | 15.7%   |
| Total Appropriations Offset with Revenue                              | 320,000                         | 250,000                        | 70,000   | 28.0%   |
| Total Appropriated for Duly Incorporated First Aid/Rescue Squad       | -                               | -                              | -  | #DIV/0!   |
| Total Deferred Charges  | -                               | -                              | -  | #DIV/0!   |
| Cash Deficit, Preceding Year (N.J.S.A. 40A:14-78.6)                   | -                               | -                              | -  | #DIV/0!   |
| Length of Service Award Program (LOSAP) Contribution (P.L.1997,c.388) | 165,000                         | 165,000                        | -  | 0.0%  |
| Total Capital Appropriations  | -                               | 530,000                        | (530,000)  | -100.0%   |
| Total Principal Payments on Debt Service                              | -                               | -                              | -  | #DIV/0!   |
| Total Interest Payments on Debt                                       | -                               | -                              | -  | #DIV/0!   |
| Total Appropriations  | <u>2,119,679</u>                | <u>2,188,324</u>               | <u>(68,645)</u>  | <u>-3.1%</u>  |
| <b>ANTICIPATED SURPLUS (DEFICIT)</b>                                  | <u>\$ -</u>                     | <u>\$ -</u>                    | <u>\$ -</u>  | <u>#DIV/0!</u>  |

# 2019 Revenue Schedule

## OLD BRIDGE FIRE DISTRICT #3 MIDDLESEX

|  | 2019 Proposed<br>Budget | 2018 Adopted<br>Budget | \$ Increase<br>(Decrease)<br>Proposed<br>vs. Adopted | % Increase<br>(Decrease)<br>Proposed vs.<br>Adopted |
|--|-------------------------|------------------------|--|---|
| <i>Fund Balance Utilized</i>   |                         |                        |  |   |
| Unrestricted Fund Balance  | \$ -                    |                        | \$ -   | #DIV/0!   |
| Restricted Fund Balance  | -                       | 205,000                | (205,000)  | -100.0%   |
| <b>Total Fund Balance Utilized</b>                                       | <b>-</b>                | <b>205,000</b>         | <b>(205,000)</b>                                     | <b>-100.0%</b>                                      |
| <i>Miscellaneous Anticipated Revenues</i>                                |                         |                        |  |   |
| Shared Services (N.J.S.A. 40A:65-1 et seq.)                              |                         |                        | -  | #DIV/0!   |
| Joint Purchasing Agreements (N.J.S.A. 40A:10 & 11)                       |                         |                        | -  | #DIV/0!   |
| Emergency Assistance (N.J.S.A. 40A:14-26)                                |                         |                        | -  | #DIV/0!   |
| Municipal Assistance (N.J.S.A. 40A:14-34)                                |                         |                        | -  | #DIV/0!   |
| Municipal Assistance - Adjoin (N.J.S.A. 40A:14-35)                       |                         |                        | -  | #DIV/0!   |
| Contracts - Volunteer Fire Co (N.J.S.A. 40A:14-68)                       |                         |                        | -  | #DIV/0!   |
| Leases - Local Municipality (N.J.S.A. 40A:14-83)                         |                         |                        | -  | #DIV/0!   |
| Rental Income  |                         |                        | -  | #DIV/0!   |
| <b>Total Miscellaneous Anticipated Revenues</b>                          | <b>-</b>                | <b>-</b>               | <b>-</b>   | <b>#DIV/0!</b>                                      |
| <i>Sale of Assets (List Individually)</i>                                |                         |                        |  |   |
| Asset #1   |                         |                        | -  | #DIV/0!   |
| Asset #2   |                         |                        | -  | #DIV/0!   |
| Asset #3   |                         |                        | -  | #DIV/0!   |
| Asset #4   |                         |                        | -  | #DIV/0!   |
| <b>Total Sale of Assets</b>  | <b>-</b>                | <b>-</b>               | <b>-</b>   | <b>#DIV/0!</b>                                      |
| <i>Interest on Investments &amp; Deposits (List Accounts Separately)</i> |                         |                        |  |   |
| <b>BANK INTEREST</b>   | <b>17,000</b>           | <b>2,000</b>           | <b>15,000</b>  | <b>750.0%</b>                                       |
| Investment Account #2  |                         |                        | -  | #DIV/0!   |
| Investment Account #3  |                         |                        | -  | #DIV/0!   |
| Investment Account #4  |                         |                        | -  | #DIV/0!   |
| <b>Total Interest on Investments &amp; Deposits</b>                      | <b>17,000</b>           | <b>2,000</b>           | <b>15,000</b>  | <b>750.0%</b>                                       |
| <i>Other Revenue (List in Detail)</i>                                    |                         |                        |  |   |
| Other Revenue #1   |                         |                        | -  | #DIV/0!   |
| Other Revenue #2   |                         |                        | -  | #DIV/0!   |
| Other Revenue #3   |                         |                        | -  | #DIV/0!   |
| Other Revenue #4   |                         |                        | -  | #DIV/0!   |
| <b>Total Other Revenue</b>   | <b>-</b>                | <b>-</b>               | <b>-</b>   | <b>#DIV/0!</b>                                      |
| <i>Operating Grant Revenue (List in Detail)</i>                          |                         |                        |  |   |
| Supplemental Fire Service Act (P.L.1985,c.295)                           | 9,486                   | 9,486                  | -  | 0.0%  |
| Other Grant #1   |                         |                        | -  | #DIV/0!   |
| Other Grant #2   |                         |                        | -  | #DIV/0!   |
| Other Grant #3   |                         |                        | -  | #DIV/0!   |
| Other Grant #4   |                         |                        | -  | #DIV/0!   |
| Other Grant #5   |                         |                        | -  | #DIV/0!   |
| <b>Total Operating Grant Revenue</b>                                     | <b>9,486</b>            | <b>9,486</b>           | <b>-</b>   | <b>0.0%</b>   |
| <i>Revenues Offset with Appropriations</i>                               |                         |                        |  |   |
| <u>Uniform Fire Safety Act (P.L.1983,c.383)</u>                          |                         |                        |  |   |
| Reserves Utilized  |                         |                        | -  | #DIV/0!   |
| Annual Registration Fees   | 320,000                 | 250,000                | 70,000   | 28.0%   |
| Penalties and Fines  |                         |                        | -  | #DIV/0!   |
| Other Revenues   |                         |                        | -  | #DIV/0!   |
| <b>Total Uniform Fire Safety Act</b>                                     | <b>320,000</b>          | <b>250,000</b>         | <b>70,000</b>  | <b>28.0%</b>  |
| <u>Other Revenues Offset with Appropriations (List)</u>                  |                         |                        |  |   |
| Other Offset Revenues #1   |                         |                        | -  | #DIV/0!   |
| Other Offset Revenues #2   |                         |                        | -  | #DIV/0!   |
| Other Offset Revenues #3   |                         |                        | -  | #DIV/0!   |
| Other Offset Revenues #4   |                         |                        | -  | #DIV/0!   |
| <b>Total Other Revenues Offset with Appropriations</b>                   | <b>-</b>                | <b>-</b>               | <b>-</b>   | <b>#DIV/0!</b>                                      |
| <b>Total Revenues Offset with Appropriations</b>                         | <b>320,000</b>          | <b>250,000</b>         | <b>70,000</b>  | <b>28.0%</b>  |
| <b>TOTAL REVENUES AND FUND BALANCE UTILIZED</b>                          | <b>\$ 346,486</b>       | <b>\$ 466,486</b>      | <b>\$ (120,000)</b>                                  | <b>-25.7%</b>                                       |

# 2019 Appropriations Schedule

## OLD BRIDGE FIRE DISTRICT #3 MIDDLESEX

|   | 2019 Proposed<br>Budget | 2018 Adopted<br>Budget | \$ Increase<br>(Decrease)<br>Proposed vs.<br>Adopted | % Increase<br>(Decrease)<br>Proposed vs.<br>Adopted |
|---|-------------------------|------------------------|--|---|
| <i>Administration - Personnel</i>   |                         |                        |  |   |
| Salary & Wages (excluding Commissioners)                                    | \$ 325,005              | \$ 85,199              | \$ 239,806   | 281.5%  |
| Commissioners   | \$ 15,500               | \$ 15,500              | -  | 0.0%  |
| Fringe Benefits   | 95,600                  | 85,679                 | 9,921  | 11.6%   |
| Total Administration - Personnel  | <u>436,105</u>          | <u>186,378</u>         | <u>249,727</u>                                       | <u>134.0%</u>                                       |
| <i>Administration - Other (List)</i>  |                         |                        |  |   |
| OFFICE EXPENSES   | 95,500                  | 95,500                 | -  | 0.0%  |
| UTILITIES & ELECTION  | 23,000                  | 23,000                 | -  | 0.0%  |
| PROFESSIONAL SERVICES   | 35,000                  | 35,000                 | -  | 0.0%  |
| Contingent Expenses   | -                       | -                      | -  | #DIV/0!   |
| Other Assets, Non-Bondable #1   | -                       | -                      | -  | #DIV/0!   |
| Other Assets, Non-Bondable #2   | -                       | -                      | -  | #DIV/0!   |
| Other Assets, Non-Bondable #3   | -                       | -                      | -  | #DIV/0!   |
| Total Administration - Other  | <u>153,500</u>          | <u>153,500</u>         | <u>-</u>   | <u>0.0%</u>   |
| Total Administration  | <u>589,605</u>          | <u>339,878</u>         | <u>249,727</u>                                       | <u>73.5%</u>  |
| <i>Cost of Operations &amp; Maintenance - Personnel</i>                     |                         |                        |  |   |
| Salary & Wages  | -                       | -                      | -  | #DIV/0!   |
| Fringe Benefits   | -                       | -                      | -  | #DIV/0!   |
| Total Operations & Maintenance - Personnel                                  | <u>-</u>                | <u>-</u>               | <u>-</u>   | <u>#DIV/0!</u>                                      |
| <i>Cost of Operations &amp; Maintenance - Other (List)</i>                  |                         |                        |  |   |
| MAINTENANCE & REPAIR  | 229,000                 | 229,000                | -  | 0.0%  |
| ADV/RENT/FIRE PREVENTION/TRAINING/GEAR                                      | 532,774                 | 432,571                | 100,203  | 23.2%   |
| INSURANCE   | 166,000                 | 166,000                | -  | 0.0%  |
| Contingent Expenses   | -                       | -                      | -  | #DIV/0!   |
| FIRE FIGHTING EQUIPMENT   | 117,300                 | 75,875                 | 41,425   | 54.6%   |
| Other Assets, Non-Bondable #2   | -                       | -                      | -  | #DIV/0!   |
| Other Assets, Non-Bondable #3   | -                       | -                      | -  | #DIV/0!   |
| Total Operations & Maintenance - Other                                      | <u>1,045,074</u>        | <u>903,446</u>         | <u>141,628</u>                                       | <u>15.7%</u>  |
| Total Operations & Maintenance  | <u>1,045,074</u>        | <u>903,446</u>         | <u>141,628</u>                                       | <u>15.7%</u>  |
| <i>Appropriations Offset with Revenue - Personnel</i>                       |                         |                        |  |   |
| Salary & Wages  | 223,530                 | 169,350                | 54,180   | 32.0%   |
| Fringe Benefits   | 93,500                  | 67,621                 | 25,879   | 38.3%   |
| Total Appropriations Offset with Revenue - Personnel                        | <u>317,030</u>          | <u>236,971</u>         | <u>80,059</u>  | <u>33.8%</u>  |
| <i>Appropriations Offset with Revenue - Other (List)</i>                    |                         |                        |  |   |
| FIRE PREVENTION OFFICE  | 2,970                   | 13,029                 | (10,059)   | -77.2%  |
| Other Expense #2  | -                       | -                      | -  | #DIV/0!   |
| Other Expense #3  | -                       | -                      | -  | #DIV/0!   |
| Contingent Expenses   | -                       | -                      | -  | #DIV/0!   |
| Other Assets, Non-Bondable #1   | -                       | -                      | -  | #DIV/0!   |
| Other Assets, Non-Bondable #2   | -                       | -                      | -  | #DIV/0!   |
| Other Assets, Non-Bondable #3   | -                       | -                      | -  | #DIV/0!   |
| Total Appropriations Offset with Revenue - Other                            | <u>2,970</u>            | <u>13,029</u>          | <u>(10,059)</u>                                      | <u>-77.2%</u>                                       |
| Total Appropriations Offset with Revenue                                    | <u>320,000</u>          | <u>250,000</u>         | <u>70,000</u>  | <u>28.0%</u>  |
| <i>Duly Incorporated First Aid/Rescue Squad Associations</i>                |                         |                        |  |   |
| Vehicles  | -                       | -                      | -  | #DIV/0!   |
| Equipment   | -                       | -                      | -  | #DIV/0!   |
| Materials & Supplies  | -                       | -                      | -  | #DIV/0!   |
| Total Duly Incorporated First Aid/Rescue Squad Associations                 | <u>-</u>                | <u>-</u>               | <u>-</u>   | <u>#DIV/0!</u>                                      |
| <i>Emergency Appropriations &amp; Deferred Charges (List)</i>               |                         |                        |  |   |
| Emergency Appropriation #1  | -                       | -                      | -  | #DIV/0!   |
| Emergency Appropriation #2  | -                       | -                      | -  | #DIV/0!   |
| Emergency Appropriation #3  | -                       | -                      | -  | #DIV/0!   |
| Deferred Charge #1 (cite statute)   | -                       | -                      | -  | #DIV/0!   |
| Deferred Charge #2 (cite statute)   | -                       | -                      | -  | #DIV/0!   |
| Declared State of Emergency (N.J.S.A. 40A:4-45.45 10b)                      | -                       | -                      | -  | #DIV/0!   |
| Total Deferred Charges  | <u>-</u>                | <u>-</u>               | <u>-</u>   | <u>#DIV/0!</u>                                      |
| <i>Cash Deficit, Preceding Year (N.J.S.A. 40A:14-78.6)</i>                  |                         |                        |  |   |
| Length of Service Award Program (LOSAP) Contribution (N.J.S.A. 40A:14-78.6) | 165,000                 | 165,000                | -  | 0.0%  |
| Total Capital Appropriations  | -                       | 530,000                | (530,000)  | -100.0%   |
| Total Principal Payments on Debt Service                                    | -                       | -                      | -  | #DIV/0!   |
| Total Interest Payments on Debt   | -                       | -                      | -  | #DIV/0!   |
| <b>TOTAL APPROPRIATIONS</b>   | <u>\$ 2,119,679</u>     | <u>\$ 2,188,324</u>    | <u>\$ (68,645)</u>                                   | <u>-3.1%</u>  |

# 2019 Schedule of Salaries and Benefits

OLD BRIDGE FIRE DISTRICT #3  
MIDDLESEX

| Administrative Positions Excluding Commissioners (List Individually) | Number of Staff | Annual Wages | 2019 Proposed Budget Salary & Wages | PERS Contribution | PERS Contribution | Employee Group Health Insurance | Other Fringe Benefits | 2019 Proposed Budget Fringe Benefits |
|--|-----------------|--------------|-------------------------------------|-------------------|-------------------|---------------------------------|-----------------------|--------------------------------------|
| OFFICE SECRETARY   | 1               | \$ 62,472    | \$ 62,472                           | -                 | -                 | -                               | -                     | \$ -                                 |
| OFFICE ASSISTANT   | 1               | 21,013       | 21,013                              | -                 | -                 | -                               | -                     | -                                    |
| FIREFIGHTERS PER DIEM (NEW)  | 1               | 237,675      | 237,675                             | -                 | -                 | -                               | -                     | -                                    |
| FRINGE BENEFITS  | 1               | -            | -                                   | 28,986            | -                 | 22,800                          | 28,057                | 79,843                               |
| RETIREE'S HEALTH INSURANCE   | 2               | -            | -                                   | -                 | -                 | 20,665                          | -                     | 20,665                               |
| EMPLOYEE CONTRIBUTION HLTH INS                                       | 1               | -            | -                                   | -                 | -                 | (4,908)                         | -                     | (4,908)                              |
| SICK PAY   | 1               | 3,845        | 3,845                               | -                 | -                 | -                               | -                     | -                                    |
| Position #8  |                 |              |                                     |                   |                   |                                 |                       |                                      |
| Total Administration   |                 |              | \$ 325,005                          | \$ 28,986         | \$ -              | \$ 38,557                       | \$ 28,057             | \$ 95,600                            |

| Operation & Maintenance Positions (List Individually) | Number of Staff | Annual Wages | 2019 Proposed Budget Salary & Wages | PERS Contribution | PERS Contribution | Employee Group Health Insurance | Other Fringe Benefits | 2019 Proposed Budget Fringe Benefits |
|---|-----------------|--------------|-------------------------------------|-------------------|-------------------|---------------------------------|-----------------------|--------------------------------------|
| Position #1   |                 |              |                                     |                   |                   |                                 |                       |                                      |
| Position #2   |                 |              |                                     |                   |                   |                                 |                       |                                      |
| Position #3   |                 |              |                                     |                   |                   |                                 |                       |                                      |
| Position #4   |                 |              |                                     |                   |                   |                                 |                       |                                      |
| Position #5   |                 |              |                                     |                   |                   |                                 |                       |                                      |
| Position #6   |                 |              |                                     |                   |                   |                                 |                       |                                      |
| Position #7   |                 |              |                                     |                   |                   |                                 |                       |                                      |
| Position #8   |                 |              |                                     |                   |                   |                                 |                       |                                      |
| Position #9   |                 |              |                                     |                   |                   |                                 |                       |                                      |
| Position #10  |                 |              |                                     |                   |                   |                                 |                       |                                      |
| Position #11  |                 |              |                                     |                   |                   |                                 |                       |                                      |
| Position #12  |                 |              |                                     |                   |                   |                                 |                       |                                      |
| Position #13  |                 |              |                                     |                   |                   |                                 |                       |                                      |
| Position #14  |                 |              |                                     |                   |                   |                                 |                       |                                      |
| Total Operation & Maintenance                         |                 |              | \$ -                                | \$ -              | \$ -              | \$ -                            | \$ -                  | \$ -                                 |

| Salary Offset by Revenue Positions (List Individually) | Number of Staff | Annual Wages | 2019 Proposed Budget Salary & Wages | PERS Contribution | PERS Contribution | Employee Group Health Insurance | Other Fringe Benefits | 2019 Proposed Budget Fringe Benefits |
|--|-----------------|--------------|-------------------------------------|-------------------|-------------------|---------------------------------|-----------------------|--------------------------------------|
| FIRE OFFICIAL  | 1               | \$ 78,472    | \$ 78,472                           | -                 | -                 | -                               | -                     | \$ -                                 |
| DEPUTY FIRE OFFICIAL                                   | 1               | 50,153       | 50,153                              | -                 | -                 | -                               | -                     | -                                    |
| DEPUTY FIRE OFFICIAL                                   | 1               | 47,970       | 47,970                              | -                 | -                 | -                               | -                     | -                                    |
| FIRE INSPECTOR PART TIME                               | 1               | 20,500       | 20,500                              | -                 | -                 | -                               | -                     | -                                    |
| OVERTIME   | 1               | 21,000       | 21,000                              | -                 | -                 | -                               | -                     | -                                    |
| SICK PAY   | 1               | 5,435        | 5,435                               | -                 | -                 | -                               | -                     | -                                    |
| FRINGE BENEFITS  | 1               | -            | -                                   | -                 | -                 | 88,600                          | 18,600                | 107,200                              |
| EMPLOYEE CONTRIBUTIONS HEALTH                          | 1               | -            | -                                   | -                 | -                 | (13,700)                        | -                     | (13,700)                             |
| Total Offset by Revenue                                |                 |              | \$ 223,530                          | \$ -              | \$ -              | \$ 74,900                       | \$ 18,600             | \$ 93,500                            |
| Total Administration, Operations & Offset by Revenue   |                 |              | \$ 548,535                          | \$ 28,986         | \$ -              | \$ 113,457                      | \$ 46,657             | \$ 189,100                           |



# 2019 Proposed Capital Budget

OLD BRIDGE FIRE DISTRICT #3  
MIDDLESEX

**CAPITAL IMPROVEMENTS (N.J.S.A. 40A:14-84)**

| List Project Separately           | Date of Local<br>Finance Board<br>Approval | Date of Voter<br>Approval | Affirmative<br>Vote<br>Percentage | 2019 Proposed<br>Budget | 2018 Adopted<br>Budget |
|-----------------------------------|--|---------------------------|-----------------------------------|-------------------------|------------------------|
| Capital Improvement #1            |  |                           |                                   |                         |                        |
| Capital Improvement #2            |  |                           |                                   |                         |                        |
| Capital Improvement #3            |  |                           |                                   |                         |                        |
| Capital Improvement #4            |  |                           |                                   |                         |                        |
| Capital Improvement #5            |  |                           |                                   |                         |                        |
| Capital Improvement #6            |  |                           |                                   |                         |                        |
| Capital Improvement #7            |  |                           |                                   |                         |                        |
| <b>Total Capital Improvements</b> |  |                           |                                   | -                       | -                      |

**DOWN PAYMENTS (N.J.S.A. 40A:14-85)**

| List Project Separately                               | Date of Local<br>Finance Board<br>Approval | Date of Voter<br>Approval | Affirmative<br>Vote<br>Percentage | 2019 Proposed<br>Budget | 2018 Adopted<br>Budget |
|---|--|---------------------------|-----------------------------------|-------------------------|------------------------|
| SCBA  |  | 11/09/17                  | 100%                              | -                       | \$ 205,000             |
| Capital Improvement #2                                |  |                           |                                   |                         |                        |
| Capital Improvement #3                                |  |                           |                                   |                         |                        |
| Capital Improvement #4                                |  |                           |                                   |                         |                        |
| Capital Improvement #5                                |  |                           |                                   |                         |                        |
| Capital Improvement #6                                |  |                           |                                   |                         |                        |
| Capital Improvement #7                                |  |                           |                                   |                         |                        |
| <b>Total Down Payments</b>                            |  |                           |                                   | -                       | 205,000                |
| <b>Total Capital Improvements &amp; Down Payments</b> |  |                           |                                   | -                       | 205,000                |
| <b>RESERVE FOR FUTURE CAPITAL OUTLAYS</b>             |  |                           |                                   |                         | 325,000                |
| <b>TOTAL CAPITAL APPROPRIATIONS</b>                   |  |                           |                                   | -                       | \$ 530,000             |

|  |            |
|--|------------|
| Capital Appropriations Offset with Restricted Fund   | \$ 205,000 |
| Capital Appropriations Offset with Grants            |            |
| Capital Appropriations Offset with Unrestricted Fund |            |

# Debt Service Schedule - Principal

OLD BRIDGE FIRE DISTRICT #3  
MIDDLESEX

|   | Date of Voter Approval | % of Voter Approval | Date of Local Finance Board Approval | Current Year (2018) | 2019 | 2020 | 2021 | 2022 | 2023 | 2024 | Thereafter | Total Principal Outstanding |
|---|------------------------|---------------------|--------------------------------------|---------------------|------|------|------|------|------|------|------------|-----------------------------|
| <i>General Obligation Bonds</i>                   |                        |                     |                                      |                     |      |      |      |      |      |      |            |                             |
| General Obligation Bond #1                        |                        |                     |                                      |                     |      |      |      |      |      |      |            | \$                          |
| General Obligation Bond #2                        |                        |                     |                                      |                     |      |      |      |      |      |      |            |                             |
| General Obligation Bond #3                        |                        |                     |                                      |                     |      |      |      |      |      |      |            |                             |
| General Obligation Bond #4                        |                        |                     |                                      |                     |      |      |      |      |      |      |            |                             |
| <b>Total Principal - General Obligation Bonds</b> |                        |                     |                                      |                     |      |      |      |      |      |      |            |                             |
| <i>Bond Anticipation Notes</i>                    |                        |                     |                                      |                     |      |      |      |      |      |      |            |                             |
| BAN #1  |                        |                     |                                      |                     |      |      |      |      |      |      |            |                             |
| BAN #2  |                        |                     |                                      |                     |      |      |      |      |      |      |            |                             |
| BAN #3  |                        |                     |                                      |                     |      |      |      |      |      |      |            |                             |
| BAN #4  |                        |                     |                                      |                     |      |      |      |      |      |      |            |                             |
| <b>Total Principal - BANS</b>                     |                        |                     |                                      |                     |      |      |      |      |      |      |            |                             |
| <i>Capital Leases</i>                             |                        |                     |                                      |                     |      |      |      |      |      |      |            |                             |
| Capital Lease #1                                  |                        |                     |                                      |                     |      |      |      |      |      |      |            |                             |
| Capital Lease #2                                  |                        |                     |                                      |                     |      |      |      |      |      |      |            |                             |
| Capital Lease #3                                  |                        |                     |                                      |                     |      |      |      |      |      |      |            |                             |
| Capital Lease #4                                  |                        |                     |                                      |                     |      |      |      |      |      |      |            |                             |
| <b>Total Principal - Capital Leases</b>           |                        |                     |                                      |                     |      |      |      |      |      |      |            |                             |
| <i>Intergovernmental Loans</i>                    |                        |                     |                                      |                     |      |      |      |      |      |      |            |                             |
| Intergovernmental #1                              |                        |                     |                                      |                     |      |      |      |      |      |      |            |                             |
| Intergovernmental #2                              |                        |                     |                                      |                     |      |      |      |      |      |      |            |                             |
| Intergovernmental #3                              |                        |                     |                                      |                     |      |      |      |      |      |      |            |                             |
| Intergovernmental #4                              |                        |                     |                                      |                     |      |      |      |      |      |      |            |                             |
| <b>Total Principal - Intergovernmental Loans</b>  |                        |                     |                                      |                     |      |      |      |      |      |      |            |                             |
| <i>Other Bonds or Notes Payable</i>               |                        |                     |                                      |                     |      |      |      |      |      |      |            |                             |
| Other Bonds or Notes #1                           |                        |                     |                                      |                     |      |      |      |      |      |      |            |                             |
| Other Bonds or Notes #2                           |                        |                     |                                      |                     |      |      |      |      |      |      |            |                             |
| Other Bonds or Notes #3                           |                        |                     |                                      |                     |      |      |      |      |      |      |            |                             |
| Other Bonds or Notes #4                           |                        |                     |                                      |                     |      |      |      |      |      |      |            |                             |
| <b>Total Principal - Other Bonds or Notes</b>     |                        |                     |                                      |                     |      |      |      |      |      |      |            |                             |
| <b>TOTAL PRINCIPAL ALL OBLIGATIONS</b>            |                        |                     |                                      |                     |      |      |      |      |      |      |            |                             |

Enter each debt issuance separately according to type of debt obligation above. Enter the principal due for each year indicated and thereafter until maturity.

|  |  |
|--|--|
|  |  |
|  |  |
|  |  |
|  |  |

Capital Appropriations Offset with Restricted Fund  
 Capital Appropriations Offset with Grants  
 Capital Appropriations Offset with Unrestricted Fund

# Debt Service Schedule - Interest

OLD BRIDGE FIRE DISTRICT #3  
MIDDLESEX

|   | Current Year<br>(2018) | 2019 | 2020 | 2021 | 2022 | 2023 | 2024 | Thereafter | Total Interest<br>Payments<br>Outstanding |
|---|------------------------|------|------|------|------|------|------|------------|---|
| <b>General Obligation Bonds</b>                       |                        |      |      |      |      |      |      |            |   |
| General Obligation Bond #1                            |                        |      |      |      |      |      |      |            | \$  |
| General Obligation Bond #2                            |                        |      |      |      |      |      |      |            |   |
| General Obligation Bond #3                            |                        |      |      |      |      |      |      |            |   |
| General Obligation Bond #4                            |                        |      |      |      |      |      |      |            |   |
| <b>Total Interest - General Obligation Bonds</b>      |                        |      |      |      |      |      |      |            |   |
| <b>Bond Anticipation Notes</b>                        |                        |      |      |      |      |      |      |            |   |
| BAN #1  |                        |      |      |      |      |      |      |            |   |
| BAN #2  |                        |      |      |      |      |      |      |            |   |
| BAN #3  |                        |      |      |      |      |      |      |            |   |
| BAN #4  |                        |      |      |      |      |      |      |            |   |
| <b>Total Interest Payments - BANS</b>                 |                        |      |      |      |      |      |      |            |   |
| <b>Capital Leases</b>                                 |                        |      |      |      |      |      |      |            |   |
| Capital Lease #1                                      |                        |      |      |      |      |      |      |            |   |
| Capital Lease #2                                      |                        |      |      |      |      |      |      |            |   |
| Capital Lease #3                                      |                        |      |      |      |      |      |      |            |   |
| Capital Lease #4                                      |                        |      |      |      |      |      |      |            |   |
| <b>Total Interest Payments - Capital Leases</b>       |                        |      |      |      |      |      |      |            |   |
| <b>Intergovernmental Loans</b>                        |                        |      |      |      |      |      |      |            |   |
| Intergovernmental #1                                  |                        |      |      |      |      |      |      |            |   |
| Intergovernmental #2                                  |                        |      |      |      |      |      |      |            |   |
| Intergovernmental #3                                  |                        |      |      |      |      |      |      |            |   |
| Intergovernmental #4                                  |                        |      |      |      |      |      |      |            |   |
| <b>Total Interest Payments - Intergovernmental</b>    |                        |      |      |      |      |      |      |            |   |
| <b>Other Bonds or Notes Payable</b>                   |                        |      |      |      |      |      |      |            |   |
| Other Bonds or Notes #1                               |                        |      |      |      |      |      |      |            |   |
| Other Bonds or Notes #2                               |                        |      |      |      |      |      |      |            |   |
| Other Bonds or Notes #3                               |                        |      |      |      |      |      |      |            |   |
| Other Bonds or Notes #4                               |                        |      |      |      |      |      |      |            |   |
| <b>Total Interest Payments - Other Bonds or Notes</b> |                        |      |      |      |      |      |      |            |   |
| <b>TOTAL INTEREST ALL OBLIGATIONS</b>                 |                        |      |      |      |      |      |      |            |   |

Enter each debt issuance separately according to type of debt obligation on the "Debt Service - Principal" tab. The debt issuance description will carry to this schedule from data entered on that worksheet. Enter the interest payment due for each year indicated and thereafter until maturity.

|  |  |  |  |
|--|--|--|--|
|  |  |  |  |
|  |  |  |  |
|  |  |  |  |
|  |  |  |  |

Capital Appropriations Offset with Restricted Fund  
 Capital Appropriations Offset with Grants  
 Capital Appropriations Offset with Unrestricted Fund

# 2019 Fund Balance Reconciliation

## OLD BRIDGE FIRE DISTRICT #3 MIDDLESEX

### UNRESTRICTED FUND BALANCE

|   |                            |
|---|----------------------------|
| Beginning balance January 1, 2018 (1)                                 | \$ 1,415,321               |
| Less: Utilized in 2018 Adopted Budget                                 | -                          |
| Proposed balance available  | <u>1,415,321</u>           |
| Estimated results of operations for the year ending December 31, 2018 |                            |
| Anticipated balance December 31, 2018                                 | <u>1,415,321</u>           |
| Less: Fund Balance utilized in 2019 Proposed Budget                   |                            |
| Plus: Accrued Unfunded Pension Liability (1)                          |                            |
| Plus: Accrued Unfunded Other Post-Employment Benefit Liability (1)    |                            |
| Proposed balance after utilization in 2019 Proposed Budget            | <u><u>\$ 1,415,321</u></u> |

### RESTRICTED FUND BALANCE

|   |                            |
|---|----------------------------|
| Beginning balance January 1, 2018 (1)   | \$ 1,641,195               |
| Less: Utilized in 2018 Adopted Budget   | <u>205,000</u>             |
| Proposed balance available  | 1,436,195                  |
| Estimated results of operations for the year ending December 31, 2018           |                            |
| Anticipated balance December 31, 2018   | <u>1,436,195</u>           |
| Less: Restricted Fund Balance used in 2019 Proposed Budget for Capital Purposes |                            |
| Less: Restricted Fund Balance released via Referendum Resolution                |                            |
| Proposed balance after utilization in 2019 Proposed Budget                      | <u><u>\$ 1,436,195</u></u> |

(1) This line item must agree to audited financial statements.

# 2019 Referendums

OLD BRIDGE FIRE DISTRICT #3  
MIDDLESEX

| Summary of Referendum Line Items   | <i>2019 Proposed<br/>Budget Amount<br/>Requested</i> | <i>2018 Final Budget</i> |
|------------------------------------|--|--------------------------|
| NONE                               |  |                          |
|                                    |  |                          |
|                                    |  |                          |
|                                    |  |                          |
|                                    |  |                          |
|                                    |  |                          |
| <b>Total Referendum Line Items</b> | <b>\$ -</b>  | <b>\$ -</b>              |

Tax Levy Requested minus Maximum Allowable Levy  
As this page is adjusted this amount changes, should = \$0  
(For Reference Purposes Only - from Levy Cap Summary based on  
Information provided by the district- see instructions.)

\$ -

| Summary of Release of Restricted Fund Balance Referendum Line Items | <i>2019 Proposed<br/>Budget Amount<br/>Requested</i> | <i>2018 Final Budget</i> |
|---|--|--------------------------|
| NONE  |  |                          |
|   |  |                          |
|   |  |                          |
|   |  |                          |
|   |  |                          |
|   |  |                          |
| <b>Total Release of Restricted Fund Balance</b>                     | <b>\$ -</b>  | <b>\$ -</b>              |

# 2019 Levy Cap Summary

## OLD BRIDGE FIRE DISTRICT #3 MIDDLESEX

### LEVY CAP CALCULATION

|   |    |                  |
|---|----|------------------|
| Prior Year Amount to be Raised by Taxation for Fire District Purposes | \$ | 1,721,838        |
| Changes in Service Provider (+/-)                                     |    | -                |
| DLGS Approved Adjustments   |    | -                |
| Net Prior Year Tax Levy for Municipal Purposes for Cap Calculation    |    | 1,721,838        |
| Plus: 2% Cap Increase   |    | 34,437           |
| <b>ADJUSTED TAX LEVY PRIOR TO EXCLUSIONS</b>                          |    | <b>1,756,275</b> |

#### Exclusions

|  |           |                  |
|--|-----------|------------------|
| Shared Service Exclusion   |           | -                |
| Change in Total Debt Service Appropriation   |           | -                |
| Allowable Pension Increases  |           | 1,429            |
| Allowable Increase in Health Care Costs  |           | -                |
| Changes in LOSAP Contributions (+/-)   |           | -                |
| Extraordinary Costs due to a "Declared" Emergency  |           | -                |
| Net Capital Improvement Fund and/or Down Payment on Improvements<br>and Reserve for Future Capital Outlays |           | -                |
| Total Exclusions   |           | 1,429            |
| Less: Cancelled or Unexpended Referendum Amounts   |           | -                |
| Increase in Ratable Valuation (New Construction/Additions)   | \$        | 9,008,900        |
| Prior Year Local Fire District Tax Rate (3 decimals/\$100)   | \$0.096   | 8,649            |
| <b>ADJUSTED TAX LEVY</b>   |           | <b>1,766,352</b> |
| Amount Utilized from Levy Cap Bank from 2016   |           | 6,841            |
| Amount Utilized from Levy Cap Bank from 2017   |           | -                |
| Amount Utilized from Levy Cap Bank from 2018   |           | -                |
| Maximum Tax Levy Before Referendum   |           | 1,773,193        |
| Amount Proposed for Levy Cap Referendum  |           | -                |
| <b>MAXIMUM ALLOWABLE AMOUNT TO BE RAISED BY TAXATION</b>   | <b>\$</b> | <b>1,773,193</b> |

### CAP BANK CALCULATION

|   |    |           |
|---|----|-----------|
| Amount to be Raised by Taxation                                   | \$ | 1,773,193 |
| Cap Bank Available from Prior Year (2016) for 2019 Budget         |    | 6,841     |
| Cap Bank Available from Prior Year (2017) for 2019 Budget         |    | 90,385    |
| Revised Cap Bank from Prior Year (2018) Available for 2019 Budget |    | 90,385    |
| Cap Bank Available from Prior Year (2018) for 2019 Budget         |    | -         |
| Revised Cap Bank from Prior Year (2018) Available for 2020 Budget |    | -         |
| Cap Bank from Current Year (2019) Available for 2020 Budget       |    | (6,841)   |
| Cap Bank Available from 2019 for 2020 Budget                      | \$ | 0         |

## 2019 Levy Cap Exclusion Calculations

### OLD BRIDGE FIRE DISTRICT #3 MIDDLESEX

#### PENSION CONTRIBUTION CALCULATION

|  |                 |
|--|-----------------|
| 2019 Proposed Budget PERS Contribution Appropriated                        | \$ 28,986       |
| 2019 Proposed Budget PFRS Contribution Appropriated                        | -               |
| Anticipated Revenues for Fringe Benefits Directly Offsetting Pension Costs | -               |
| Net 2019 Base Amount   | <u>28,986</u>   |
| 2018 Adopted Budget PERS Contribution                                      | 27,557          |
| 2018 Adopted Budget PFRS Contribution                                      | -               |
| Realized Revenues for Fringe Benefits Directly Offsetting Pension Costs    | -               |
| Net 2018 Base Amount   | <u>27,557</u>   |
| Pension Contribution Exclusion   | <u>\$ 1,429</u> |

#### LOSAP CALCULATION

|  |             |
|--|-------------|
| 2019 Proposed Budget LOSAP Appropriation | \$ 165,000  |
| 2018 Adopted Budget LOSAP Appropriation  | 165,000     |
| LOSAP Exclusion (+/-)                    | <u>\$ -</u> |

#### DEBT SERVICE CALCULATION

|   |             |
|---|-------------|
| 2019 Proposed Budget Total Debt Service Appropriation                         | \$ -        |
| 2019 Proposed Budget Debt Service Appropriation Offset from Restricted Fund   | -           |
| 2019 Proposed Budget Debt Service Appropriation Offset from Grant Revenue     | -           |
| 2019 Proposed Budget Debt Service Appropriation Offset from Unrestricted Fund | -           |
| 2019 Base Amount  | -           |
| 2018 Adopted Budget Total Debt Service Appropriation                          | -           |
| 2018 Adopted Budget Capital Appropriation Offset from Restricted Fund         | -           |
| 2018 Adopted Budget Capital Appropriation Offset from Grant Fund              | -           |
| 2018 Adopted Budget Capital Appropriation Offset from Unrestricted Fund       | -           |
| 2018 Base Amount  | -           |
| Debt Service Exclusion  | <u>\$ -</u> |

#### CAPITAL APPROPRIATION CALCULATION

|  |                |
|--|----------------|
| 2019 Proposed Budget Total Capital Appropriation                         | \$ -           |
| 2019 Proposed Budget Capital Appropriation Offset from Restricted Fund   | -              |
| 2019 Proposed Budget Capital Appropriation Offset from Grant Revenue     | -              |
| 2019 Proposed Budget Capital Appropriation Offset from Unrestricted Fund | -              |
| 2019 Base Amount   | -              |
| 2018 Adopted Budget Total Capital Appropriation                          | 530,000        |
| 2018 Adopted Budget Capital Appropriation Offset from Restricted Fund    | 205,000        |
| 2018 Adopted Budget Capital Appropriation Offset from Grant Revenue      | -              |
| 2018 Adopted Budget Capital Appropriation Offset from Unrestricted Fund  | -              |
| 2018 Base Amount   | <u>325,000</u> |
| Capital Expenditure Exclusion  | <u>\$ -</u>    |

#### HEALTH INSURANCE EXCLUSION CALCULATION

|  |               |
|--|---------------|
| SFY 2019   |               |
| 2019 Proposed Budget Administration Health Insurance Appropriation               | \$ 38,557     |
| 2019 Proposed Budget Operations & Maintenance Health Insurance Appropriation     | -             |
| 2019 Proposed Budget Group Health Insurance                                      | <u>38,557</u> |
| 2018 Adopted Budget Administration Health Insurance Appropriation                | 38,418        |
| 2018 Adopted Budget Operations & Maintenance Health Insurance Appropriation      | -             |
| 2018 Adopted Budget Group Health Insurance                                       | <u>38,418</u> |
| Net Increase (Decrease)  | <u>139</u>    |
| Net Increase Divided by 2018 Amount Budgeted = % Increase                        | 0.36%         |
| SFY 2019 State Health Average 0% Less 2% = % Increase Added to Current Levy      | 0.00%         |
| % Increase less % Increase Exclusion = % Increase Inside Cap                     | 0.36%         |
| % Increase Inside Cap * 2018 Expended = Added Amount Inside Cap                  | <u>\$ 139</u> |
| % Increase Exclusion * 2018 Expended = 2019 Appropriation Added to Levy          | <u>\$ -</u>   |
| Amount Above the Levy Exclusion (Actual Increase - State Health Benefit Average) | <u>\$ 139</u> |
| 2019 Increase in Appropriation   | <u>\$ 139</u> |